

## Fully automatic Built-in coffee machine

CT836LEB6



Built-in coffee center with Home Connect for perfect coffee indulgence with highest comfort.

- ✓ Intelligent Heater inside: The sensoFlow System guarantees maximum espresso indulgence every time, thanks to its ideal, constant brewing temperature
- ✓ aromaDouble Shot: Extra-strong coffee with less bitterness thanks to two grinding and brewing processes 19 bar
- ✓ coffeeSensor System: The intelligent grinder adapts to each bean variety and always grinds the perfect quantity
- ✓ Home Connect: Access and control your coffee maker, no matter where you are - with the easy-to-use Home Connect App
- ✓ steam blast: A fully-automatic steam cleaning after every beverage takes complete care of the daily cleaning of the milk system

### Features

#### Technical Data

Frothing nozzle : Yes  
 Water protection system : no  
 Portion sizes : All cups  
 Dimensions of the product (mm) : 455 x 594 x 385  
 Dimensions of the packed product (HxWxD) (mm) : 540 x 478 x 670  
 Required niche size for installation (HxWxD) : 449 x 558 x 356  
 Hot water spout : Yes  
 Standby function : Yes  
 Pump pressure (bar) : 19  
 Simultaneous preparation of 2 cups : Yes  
 Included accessories : 1 x water filter cartridge, 1 x cleaning tablet, 1 x descaling tablet, 1 x assembly screws, 1 x scoop, 1 x test strip, 1 x milk container (insulated), 1 x connection hose for milk frother, 1 x milk pipe  
 Optional accessories : HZ86X600, TZ70003, TZ80001, TZ80002, TZ80004, TZ80009N  
 Electrical connection rating (W) : 1600  
 Current (A) : 10  
 Voltage (V) : 220-240  
 Frequency (Hz) : 50/60  
 Plug type : GARDY plug w/ earthing  
 Product group : Built-in coffee machine  
 Brand : Siemens  
 Product name / Commercial code : CT836LEB6  
 Main colour of product : Black  
 Typology : Fully automatic  
 Approval certificates : CE, Eurasian, VDE  
 Length electrical supply cord (cm) : 170.0  
 Recommended height for installation (mm) : 449  
 Dimensions of the product (mm) : 455 x 594 x 385  
 Dimensions of the packed product (HxWxD) (mm) : 540 x 478 x 670  
 Net weight (lbs) : 44  
 Net weight (kg) : 20.06  
 Gross weight (lbs) : 50  
 Gross weight (kg) : 22.64  
 Capacity water container : 2.4

### Optional accessories

TZ80009N	Insulated milk container
TZ80004	Care set espresso
TZ80002	Descaling tablets
TZ80001	Cleaning tablets
TZ70003	water filter
HZ86X600	Decor list



4 242003 800171

## Fully automatic Built-in coffee machine

### CT836LEB6

#### Features

##### Flavour

- Innovative SensoFlow heating system - Fast first cup
- One-touch preparation: Ristretto, Espresso, Espresso Macchiato, Coffee, Cappuccino, Latte Macchiato, Caffè Latte at the touch of a button
- aromaDouble Shot: Extra-strong coffee with less bitterness thanks to two grinding and brewing processes
- Beverage temperature individually adjustable: Coffee: 3 grades, Hot water: 4 grades
- optional Brita water filter: Reduces the lime content of water and filters substances affecting smell and taste

##### Design

- black Steel Design

##### Convenience

- TFT display with interactive menu
- MyCoffee: Save favourite beverages with individual names and adjustable mixing ratio of milk and espresso
- individualCup Volume: Cup sizes adjustable individually (20-250 ml), to ensure your cup gets filled just as far as you would like it to
- Coffee outlet and yes height-adjustable: Up to 15 high Latte Macchiato glasses fit underneath
- Cappuccino: Prepare two cups simultaneously for all coffee and milk specialities
- Removable 2.4 litre water tank
- Early warning when bean container or water tank are close to empty
- Flexible milk solution: Decide for yourself if you prefer connecting the provided milk container or using any other container, e.g. a milk carton
- Short user manual always at hand inside appliance

##### Performance

- silentCeram Drive: High-value ceramic grinding unit
- coffeeSensor System: The grinding unit automatically adjusts to bean variety
- One-touch coffee milk specialities with especially fine-pored milk froth thanks to an innovative milk frother
- In addition to beverages also available separately: milk foam, warm milk, hot water
- Reduced heating-up time: fastest first cup!
- Water pump with 19 bar pressure
- Separate chute for pre-ground coffee
- 15.000 cup warranty: Consistently high appliance quality from the first cup to the 15,000th (valid for non-commercial use within 24 months)

##### Home Connect

- Discover the new way of controlling home appliances: by app. The Home Connect app allows you to access the appliance from

anywhere - at home using WiFi, when away from home using the mobile phone network.

- Remote start: Select and configure beverages in the app, then remotely start the beverage preparation
- coffeeWorld: 17 additional international coffee specialties are available in the app - from Australian Flat White to Vienna Melange to Colombian Cortado
- Coffee recipes: The app offers a variety of recipes involving coffee, which can be transferred to the appliance or a Home Connect capable oven - from Espresso Crème brûlée to saddle of venison with coffee crunches
- Coffee know-how: The app includes interesting knowledge around the topic coffee, e.g. bean varieties, harvesting methods or roasting techniques
- User manual: A digital user manual is ready to hand at all times in the app
- Customer service: In case of technical problems, the Siemens customer service is able to access the appliance virtually - if you want so
- Security: Security is of top priority at Home Connect. The Home Connect app has been tested and certified by TÜV IT. And the encrypted data transfer via Home Connect protocol protects against unauthorised access.
- The availability of the Home Connect functionality depends on the availability of Home Connect services in your country. Home Connect services are not available in every country – for further information please check [www.home-connect.com](http://www.home-connect.com)

##### Hygiene

- Removable brewing unit: Easy and hygienic cleaning under running water
- steam blast: Fully-automatic steam cleaning of the milk system after every beverage
- All milk nozzle parts are easily removable, separable, easy to clean and dishwasher-proof
- singlePortion Cleaning: Complete emptying of all pipes after each brewing process
- Automatic rinsing program when switched on or off
- Removable drip tray with container for coffee dregs
- Fully automatic descaling & cleaning program (combined Calc'n'Clean program available)
- Temperature adjustment

Fully automatic Built-in coffee machine  
CT836LEB6

Features

Extras

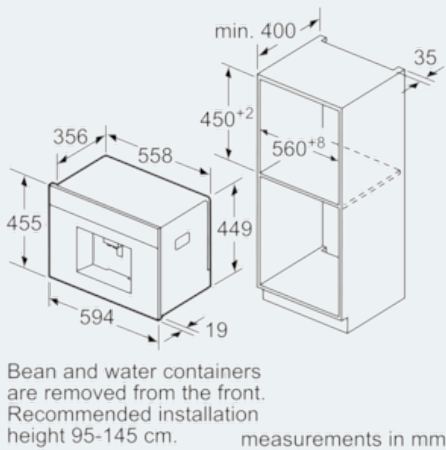
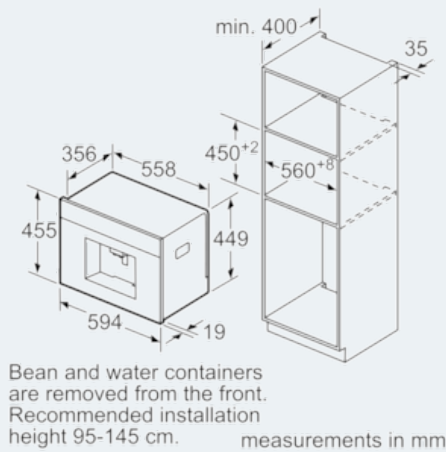
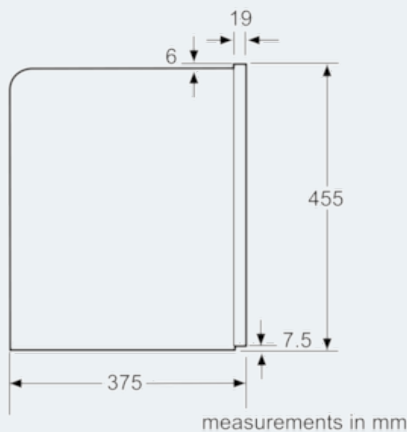
- Containers for water, milk and coffee beans are easily accessible but hidden behind a door, so the kitchen always looks clean
- Bean container with aroma protection lid (500 g volume)
- Illumination for keys, coffee outlet
- Grinding fineness adjustable (multi-level)
- Convenient quick rinsing function
- Child-proof lock: key lock preventing unintended brewing cycle
- Power 1700 W

Accessories

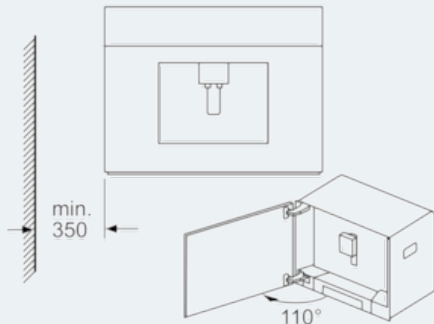
- Insulated milk container with FreshLock lid (0.5 l volume)
- Included accessories: 1 x water filter cartridge, 1 x cleaning tablet, 1 x descaling tablet, 1 x assembly screws, 1 x scoop, 1 x test strip, 1 x milk container (insulated), 1 x connection hose for milk frother, 1 x milk pipe
- Separately available accessories: cleaning tablets (TZ80001), descaling tablets (TZ80002), BRITA Intenza water filter (TZ70003), care set for fully-automatic espresso makers (TZ80004), insulated milk container (TZ80009N)

Fully automatic Built-in coffee machine  
CT836LEB6

Dimensioned drawings



left corner installation



If using the 92° hinge limiter (spare part no. 00636455), the minimum distance to the wall is only 100 mm.

